

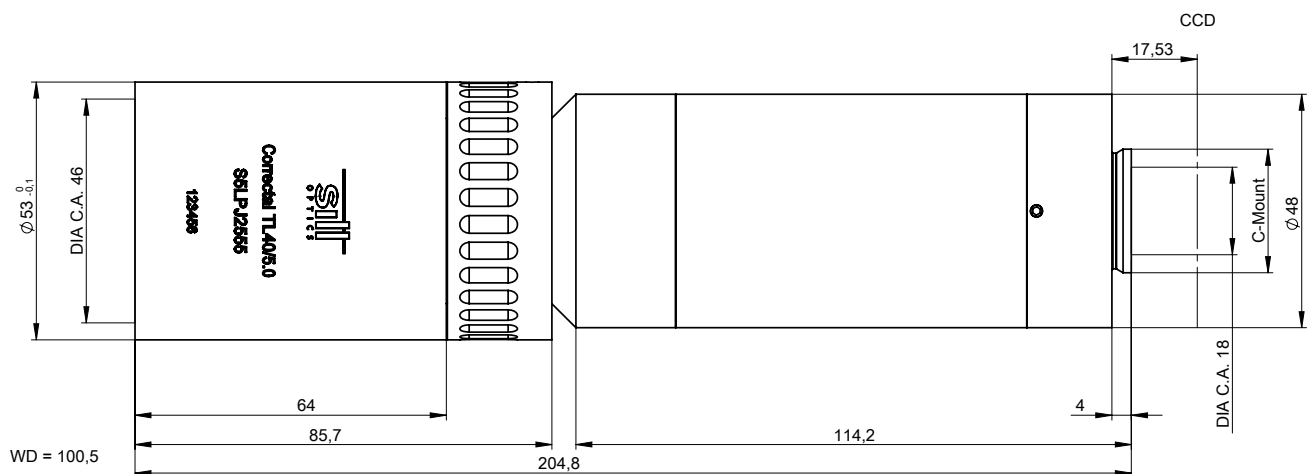
S5LPJ2555 Correctal TD40/5.0

- standard telecentric lenses
- bi-telecentric
- with C-Mount
- variable iris (manual)



illustration only

outline drawing

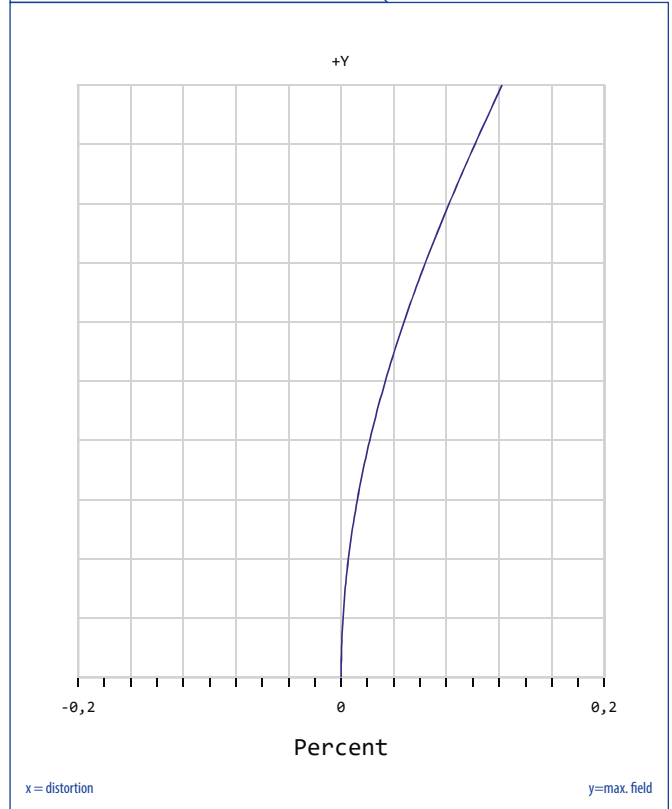


DATA SHEET

specifications

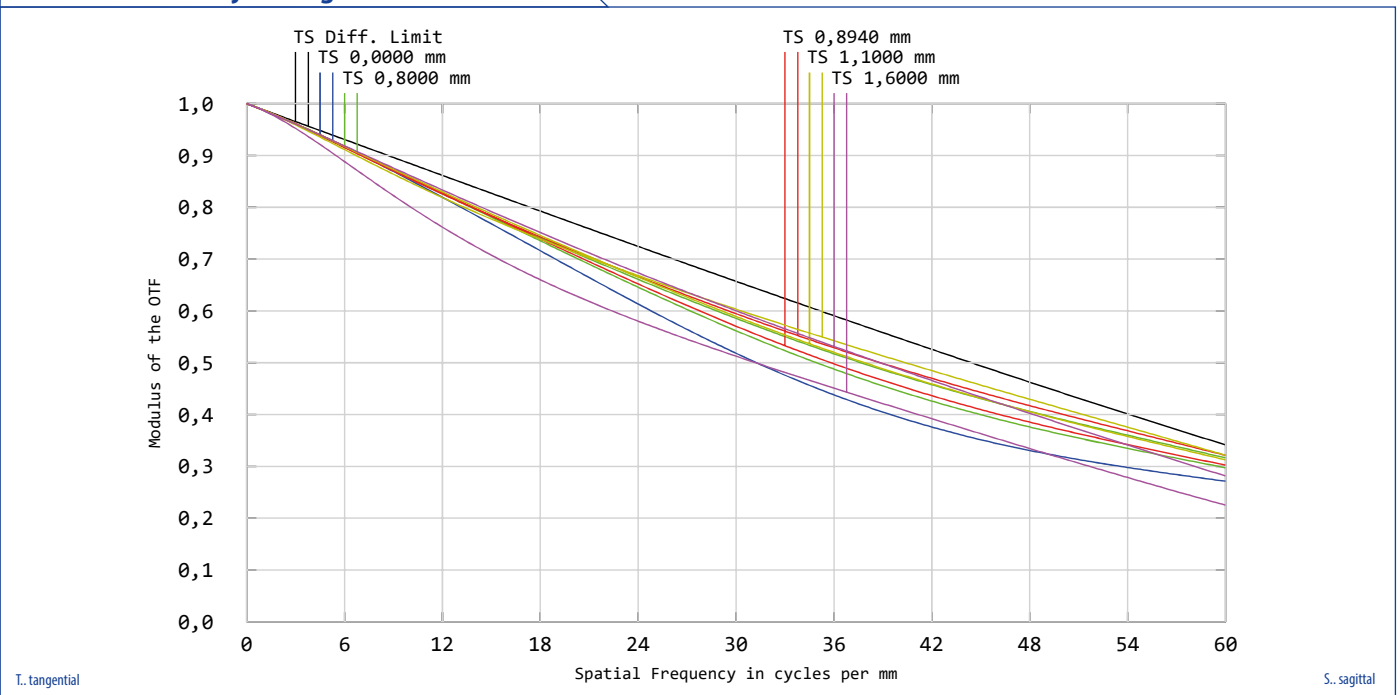
article number	S5LPJ2555
wavelength range [nm]	650 (+/- 20)
design wavelength [nm]	650
magnification (+/-5%)	5.000
working distance [mm] (+/-2%)	100.5
object size [mm] at a chip size of [mm]	1.4 x 1.1 7.2 x 5.3 (1/1.8")
object size [mm] at a chip size of [mm]	1.8 x 1.3 8.8 x 6.6 (2/3")
object size [mm] at a chip size of [mm]	2.6 x 1.9 12.8 x 9.6 (1")
max. telecentricity error [°]	0.12
recommended numerical aperture	0.180
max. distortion [%]	0.12
weight [kg]	0.8
flange back distance [mm]	17.53
accessory	---

Distortion for 650 nm



notes

MTF for various object heights at 650 nm



graphs and data given by design.