

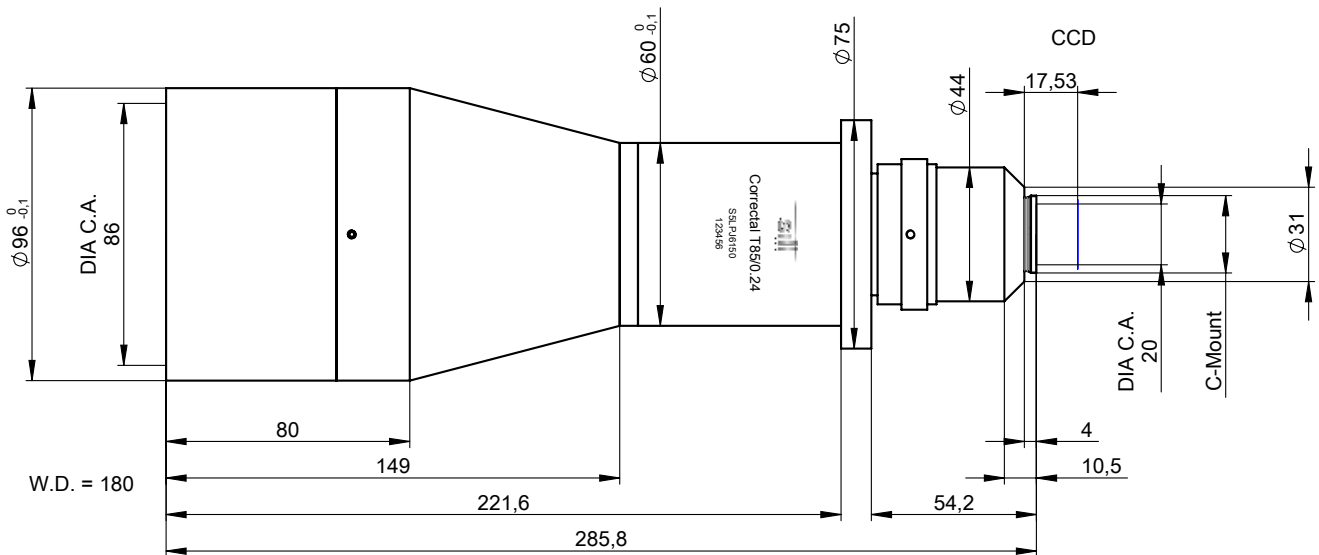
DATA SHEET

S5LPJ6150 Correctal T85/0.24 Color

- standard telecentric lenses
- object-sided telecentric
- with C-Mount
- variable iris (manual)



outline drawing

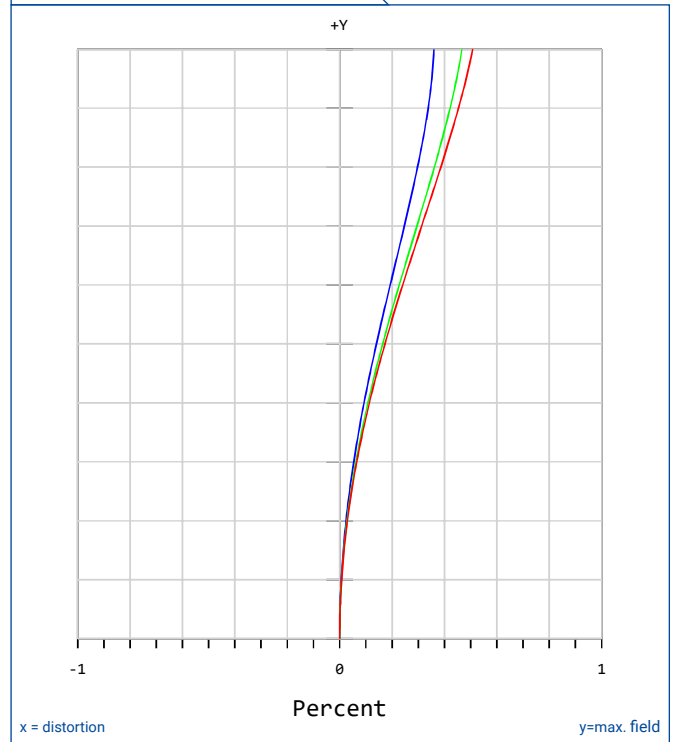


DATA SHEET

specifications

article number	S5LPJ6150
wavelength range [nm]	400 - 900
design wavelength [nm]	450 - 700
magnification (+/-5%)	0.240
working distance [mm] (+/-2%)	180.0
object size [mm] at a chip size of [mm]	36.7 x 27.5 8.8 x 6.6 (2/3")
object size [mm] at a chip size of [mm]	53.3 x 40.0 12.8 x 9.6 (1")
object size [mm] at a chip size of [mm]	58.8 x 44.2 14.1 x 10.6 (1.1")
max. telecentricity error [°]	0.04
recommended numerical aperture	0.011
max. distortion [%]	0.51
weight [kg]	not yet weighed
flange back distance [mm]	17.53
accessory	S5SET0020 (lens mount), S5SET6030 (protective window)

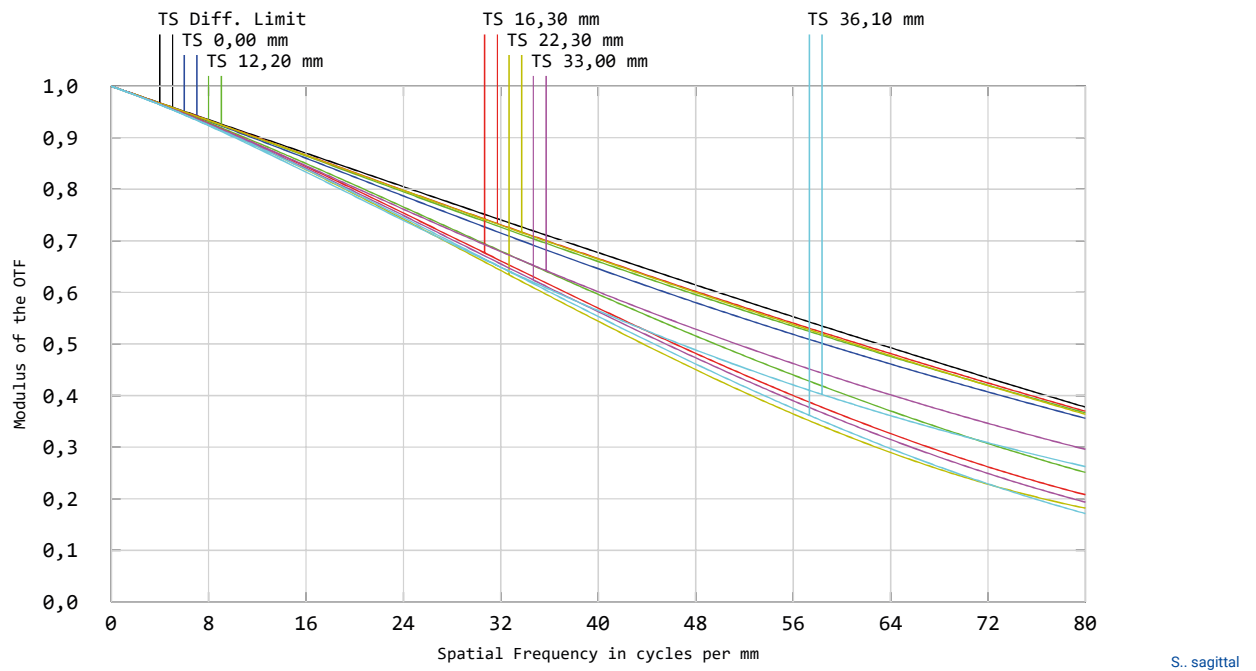
Distortion for 450 - 700 nm



remarks

useable for wavelength band 820-880 nm with working distance 184.5 mm

MTF for various object heights at 450 - 700 nm



graphs and data given by design