

DATA SHEET

S5VPJ6425

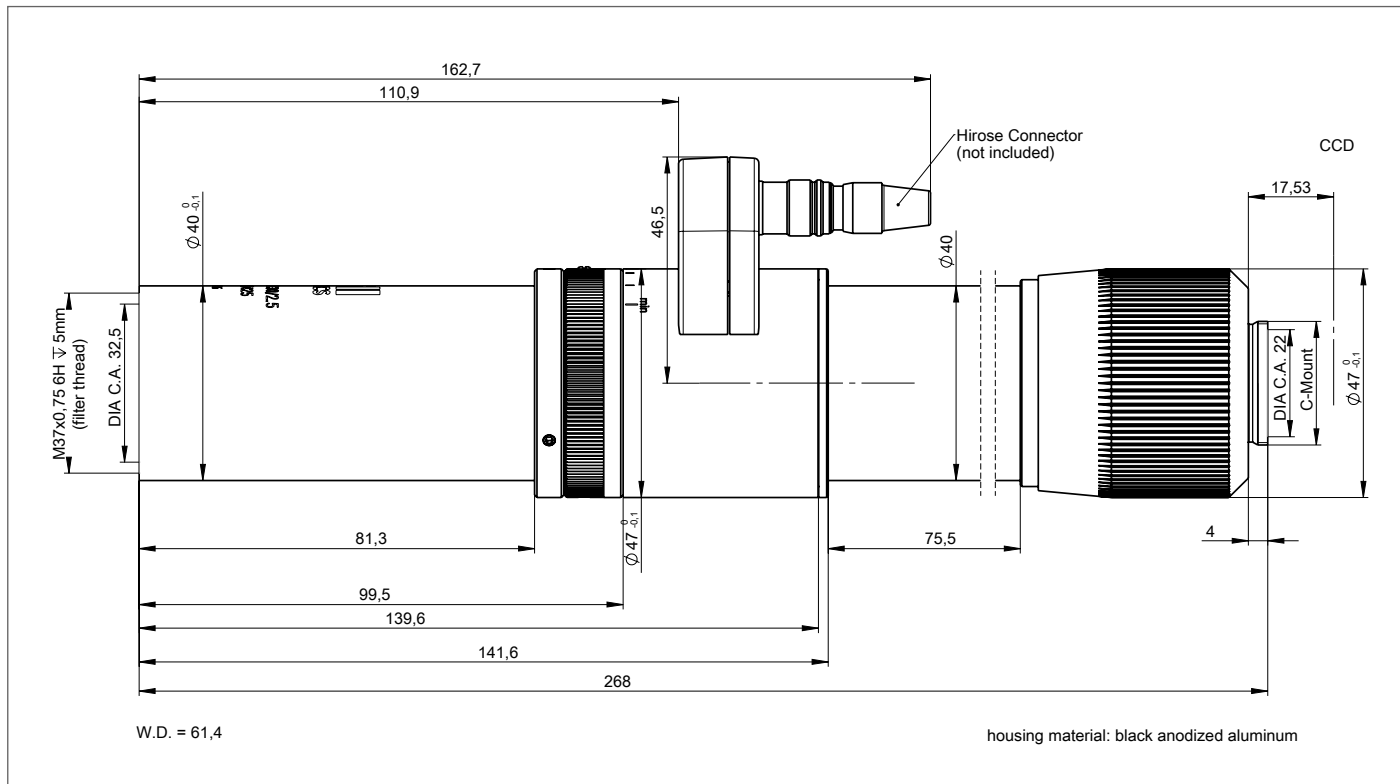
TELEC. IMAGING LENS T30/2.5 VARIABLE WD C-MOUNT

- ▶ TELECENTRIC LENSES WITH FOCUS TUNABLE LENS
- ▶ OBJECT-SIDED TELECENTRIC
- ▶ WITH C-MOUNT
- ▶ VARIABLE IRIS (MANUAL)



ILLUSTRATION ONLY

OUTLINE DRAWING



All information contained in this data sheet is for information purposes only and is not binding. The content is subject to change at any time without notification, all information without guarantee. We reserve the right to make constructional changes in the course of product improvement. Copyright © Sill Optics GmbH · All rights reserved

Sill Optics GmbH · Johann-Höllfritsch-Straße 13 · D-90530 Wendelstein · +49 9129 9023-0 · Published: 18.10.2023

DATA SHEET

SPECIFICATIONS

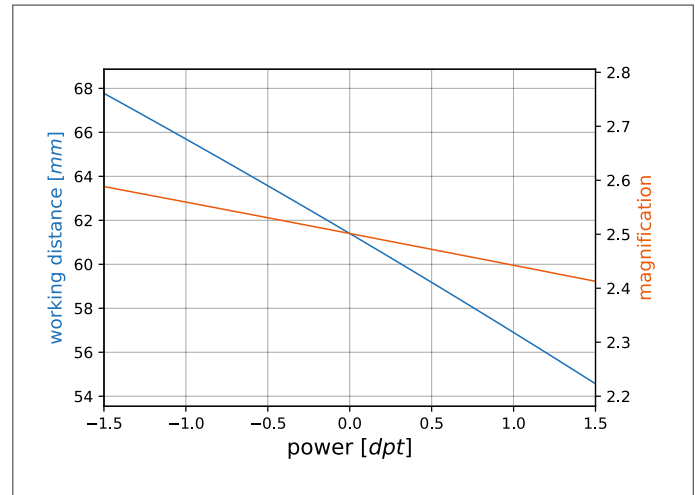
article number	S5VPJ6425
wavelength range [nm]	450 - 700
design wavelength [nm]	450 - 700
nominal magnification (+/-5%)	2.5
nominal working dist. [mm] (+/-2%)	61.4
object size [mm] at a chip size of [mm]	5.1 x 3.8 12.8 x 9.6 (1")
object size [mm] at a chip size of [mm]	5.6 x 4.2 14.1 x 10.6 (1.1")
object size [mm] at a chip size of [mm]	6.2 x 4.6 15.4 x 11.5 (1.2")
max. distortion [%]	0.1
max. telecentricity error [°]	0.03
recommended numerical aperture	0.15
WD at +3.0 dpt	47.6
magn. at +3.0 dpt	2.33
WD at -2.0 dpt	69.8
magn. at -2.0 dpt	2.62
weight [kg]	0.7
flange back distance [mm]	17.53
accessory (not included)	S5ZUB1640 (Optotune lens driver 4i), S5ZUB1641 (connection cable 6pin Hirose, 100cm)

ELECTRONICAL SPECS

nominal optical power	-2.0 to +3.0 dpt
response time	5 ms
settling time	25 ms
nominal control current	-250 to +250 mA
nominal power consumption	0 to 0.7 W
lifecycles	> 1,000,000,000
operating temperature	-20 to +65 °C
storage temperature	-40 to +85 °C

Detailed electronical specification, absolute control current and customized control datasheet: optotune.com

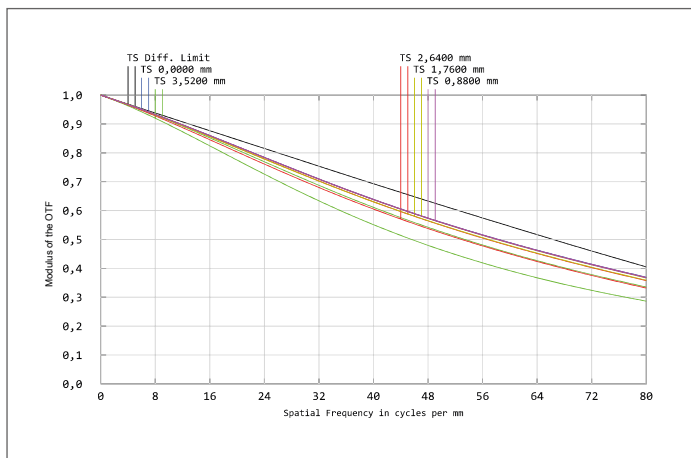
OPTICAL POWER



REMARKS

best performance within +/-1.00 dpt. (WD +/-4.0 mm) and vertical orientation

MTF FOR VARIOUS OBJECT HEIGHTS FOR 450 - 700nm AT 61.4 mm



T. tangential

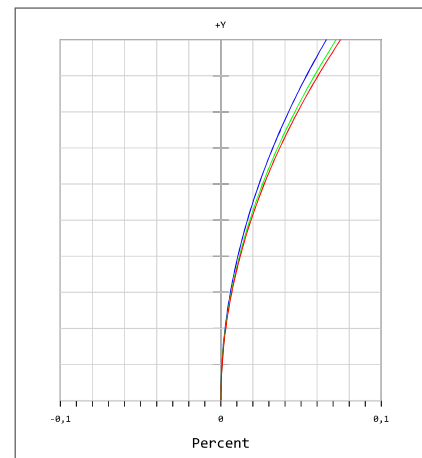
S. sagittal

GRAPHS AND DATA GIVEN BY DESIGN

All information contained in this data sheet is for information purposes only and is not binding. The content is subject to change at any time without notification, all information without guarantee. We reserve the right to make constructional changes in the course of product improvement. Copyright © Sill Optics GmbH • All rights reserved

Sill Optics GmbH • Johann-Höllfritsch-Straße 13 • D-90530 Wendelstein • +49 9129 9023-0 • Published: 18.10.2023

DISTORTION FOR 450 - 700nm AT 61.4 mm



x = distortion

y = field size